

Q1/FY2022 FINANCIAL RESULTS

ENDED JUNE 30, 2022



Minoru Kikuoka
Chief Financial Officer (CFO)
Astellas Pharma Inc.
August 1, 2022

CAUTIONARY STATEMENT REGARDING FORWARD-LOOKING INFORMATION

In this material, statements made with respect to current plans, estimates, strategies and beliefs and other statements that are not historical facts are forward-looking statements about the future performance of Astellas Pharma. These statements are based on management's current assumptions and beliefs in light of the information currently available to it and involve known and unknown risks and uncertainties. A number of factors could cause actual results to differ materially from those discussed in the forward-looking statements. Such factors include, but are not limited to: (i) changes in general economic conditions and in laws and regulations, relating to pharmaceutical markets, (ii) currency exchange rate fluctuations, (iii) delays in new product launches, (iv) the inability of Astellas to market existing and new products effectively, (v) the inability of Astellas to continue to effectively research and develop products accepted by customers in highly competitive markets, and (vi) infringements of Astellas' intellectual property rights by third parties.

Information about pharmaceutical products (including products currently in development) which is included in this material is not intended to constitute an advertisement or medical advice. Information about investigational compounds in development does not imply established safety or efficacy of the compounds; there is no guarantee investigational compounds will receive regulatory approval or become commercially available for the uses being investigated.

AGENDA

I Q1/FY2022 Consolidated Financial Results

II Initiatives for Sustainable Growth

Q1/FY2022 FINANCIAL RESULTS: FX IMPACT AND ONE-TIME FACTORS (FULL BASIS)

Affected the significant FX impact incl. elimination of unrealized profit due to the sharp depreciation of yen in Q1
Financial results were on track when excluding FX impact and one-time factors

(billion yen)	Q1/FY21	Q1/FY22	1. FX impact	Q1/FY22 (excl. 1)	2. One-time Factors	Q1/FY22 (excl. 1&2)
Revenue	326.1	381.8	+35.5	346.3		346.3
Cost of sales	62.2	88.9	+18.5*	70.4	XTANDI: Royalty payment adjustment for prior year	68.6
% of revenue	19.1%	23.3%		20.3%	(+1.8)	19.8%
SG&A expenses	137.1	153.4	+16.7	136.7		136.7
US XTANDI co-pro fee	34.5	43.1	+6.7	36.4		36.4
SG&A excl. the above	102.6	110.3	+10.0	100.3		100.3
R&D expenses	58.3	74.0	+7.5	66.5	One-time expenses (+13.1)	53.4
Amort./Equity	5.7	10.4	+0.2	10.2		10.2
Gain on divestiture of intangible assets	-	0.2	-	0.2		0.2
Core OP	62.8	55.3	-7.4	62.7		77.6
Other income	0.4	16.3	+14.1	2.2		2.2
Other expenses	27.1	38.4	-	38.4	fezolinetant: Increased fair value of contingent consideration (+13.6)	24.8
Full OP	36.1	33.1	+6.7	26.5		55.0

No changes have been made to Full-year FCST as there are no items that are beyond expectations
Expect to have a positive FX impact for the full year

* Incl. FX impact on elimination of unrealized profit (+12.3)

Amort./Equity: Amortisation of intangible assets/ Share of profit (loss) of investments accounted for using equity method

Q1/FY2022 FINANCIAL RESULTS: OVERVIEW

Revenue increased 17% YoY and was on track when excluding FX impact

- Sales of XTANDI and Strategic products increased 26% YoY
- Cost of sales ratio increased YoY due to significant FX impact
- SG&A expenses were on track and decreased YoY when excluding FX impact
- R&D expenses were on track

Operating profit

- Core OP decreased YoY, same level as previous year when excluding FX impact, progress on track
- Full basis decreased YoY
 - Booked net foreign exchange gains as Other income (14.1 billion yen)
 - Booked impairment losses on intangible assets:
 - Termination of research and development for AT702, AT751, AT753 (22.0 billion yen)
 - Booked fair value remeasurements on contingent consideration for fezolinetant US NDA submission as Other expenses (13.6 billion yen)







Q1/FY2022 FINANCIAL RESULTS

(billion yen)	Q1/FY21	Q1/FY22	Change	Change (%)	FY22 Initial FCST	Progress	FX impact
Revenue	326.1	381.8	+55.6	+17.1%	1,443.0	26.5%	+35.5 bil. yen
Cost of sales	62.2	88.9	+26.6	+42.8%			+18.5 bil. yen*
% of revenue	19.1%	23.3%	+4.2 ppt				
SG&A expenses	137.1	153.4	+16.3	+11.9%	598.0	25.7%	+16.7 bil. yen
US XTANDI co-pro fee	34.5	43.1	+8.6	+25.1%			
SG&A excl. the above	102.6	110.3	+7.6	+7.4%	416.0	26.5%	+10.0 bil. yen
R&D expenses	58.3	74.0	+15.7	+26.9%	254.0	29.1%	+7.5 bil. yen
Amortisation of intangible assets	6.0	10.7	+4.8	+80.2%			
Gain on divestiture of intangible assets	-	0.2	+0.2	-			
Core operating profit	62.8	55.3	-7.5	-12.0%	290.0	19.1%	-7.4 bil. yen
<Full basis>							(Other income)
Other income	0.4	16.3	+15.9	-			Net foreign exchange gains: 14.1 bil. yen
Other expenses	27.1	38.4	+11.3	+41.7%			(Other expenses) Impairment losses on intangible assets (AT702,AT751,AT753): 22.0 bil. yen
Operating profit	36.1	33.1	-2.9	-8.2%	269.0	12.3%	fezolinetant increased fair value of contingent consideration: 13.6 bil. yen
Profit before tax	35.8	31.7	-4.2	-11.6%	267.0	11.9%	
Profit	30.7	24.8	-5.9	-19.1%	208.0	11.9%	

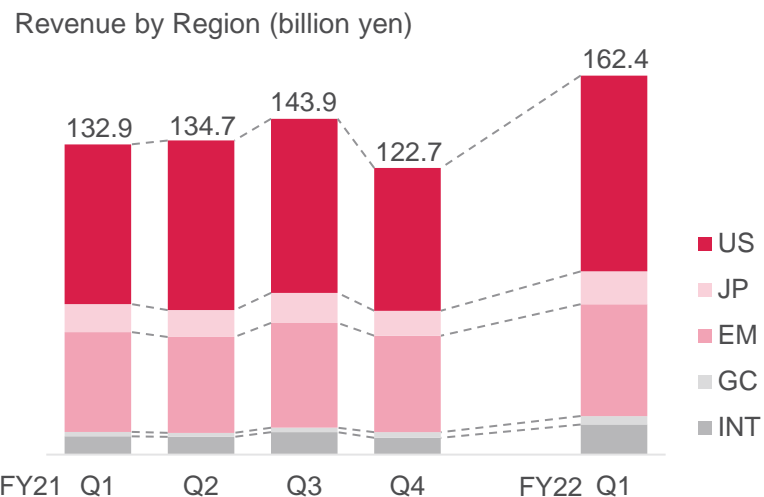
* Incl. FX impact on elimination of unrealized profit (+12.3 bil. yen)

Q1/FY2022 FINANCIAL RESULTS: XTANDI AND STRATEGIC PRODUCTS

Sales of XTANDI and Strategic products increased 26% YoY

(billion yen)	Q1/FY2022 Act	YoY	FY2022 Initial FCST	Progress	
 Xtandi (enzalutamide)	162.4	+29.5 (+22%)	642.5	25%	<ul style="list-style-type: none"> ✓ Global sales are in line with expectations ✓ Signs of sales recovery in US from Q4 slowdown
 PADCEV enfortumab vedotin-ejfv	10.6	+6.4 (+152%)	36.5	29%	<ul style="list-style-type: none"> ✓ Global sales are above expectations <ul style="list-style-type: none"> • New patients starts far exceeded expectations in Japan • Clinical trial orders booked ahead of schedule in US ✓ Possibility of exceeding initial full-year forecast
 XOSPATA gilteritinib	10.5	+2.2 (+26%)	46.2	23%	<ul style="list-style-type: none"> ✓ Global sales are almost in line with expectations ✓ US performed below expectations due to inventory burn
 Evrenzo roxadustat	0.7	+0.1 (+19%)	9.9	7%	<ul style="list-style-type: none"> ✓ Sales in Japan and Europe are below expectations ✓ Expect reimbursement to start in European countries in 2H/FY2022

Q1/FY2022 FINANCIAL RESULTS: BUSINESS UPDATE FOR XTANDI AND PADCEV



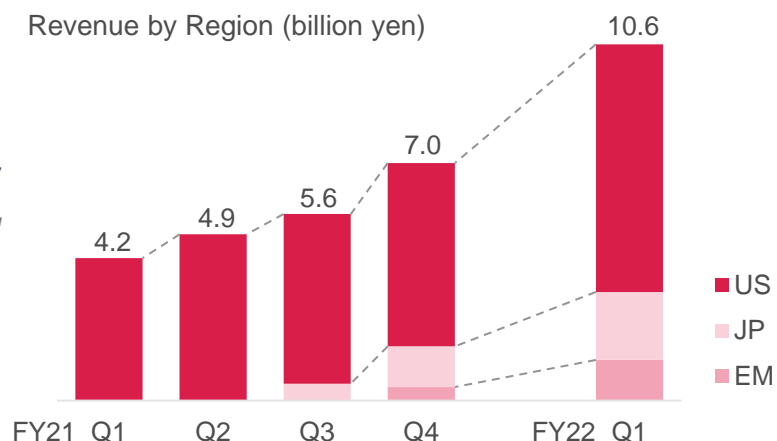
Global sales grew as expected, mainly from M1 CSPC contribution

<US> Performed below expectations, but showed signs of sales recovery

- Impact from generic competitor pressure continued, no significant expansion
- Signs of PAP rate settling, still slightly higher level than expected
- New patient starts are in upward trend, expect positive impact

<ex-US> Performed above expectations, especially contribution from Europe

- In Europe, M1 CSPC showed strong growth, and countries with reimbursement increased, contributing to demand increase
- Positive price impact, higher price than assumed was agreed upon (Germany)



Sales grew in all regions, global sales growth exceeding expectations

<US> Performed as expected, even excluding revenue from clinical trial orders

- Strong growth from cis-ineligible mUC 2L therapy

<JP> Market penetration far exceeding expectations since launched in Nov 2021

- Highly evaluated by physicians, new patient starts and market share higher than expected

<Europe> Approved in Apr 2022, currently launched in 8 countries, strong initial uptake

- Expect further increase in launch countries and reimbursement start



Q1/FY2022 FINANCIAL RESULTS: COST ITEMS

Cost of sales ratio increased YoY due to significant FX impact

SG&A expenses were on track and decreased YoY when excluding FX impact

R&D expenses were on track

Core basis: Main items for YoY and progress against FCST

Cost of sales % of revenue

YoY: +4.2 ppt



- ✓ FX impact on elimination of unrealized profit: +3.2 ppt (+12.3 bil. yen)
- ✓ XTANDI royalty payment adjustment for prior year: +0.5 ppt (+1.8 bil. yen)

SG&A expenses (excl. XTANDI US co-pro fee)

YoY: +7.4%

Progress

against FCST: 27%



- ✓ SG&A excl. FX impact: -2.4 bil. yen (YoY -2.3%)
- ✓ Global optimization of personnel aligned with transformation of product portfolio (Approx. -3.0 bil. yen)
- ✓ Reduction of mature products-related costs (Approx. -2.0 bil. yen)
- ✓ Investment for new product launch readiness (Approx. +2.0 bil. yen)

R&D expenses

YoY: +26.9%

Progress

against FCST: 29%



- ✓ FX impact (+7.5 bil. yen)
- ✓ Increase in one-time expenses that already factored into full-year FCST (+13.1 bil. yen)

AGENDA

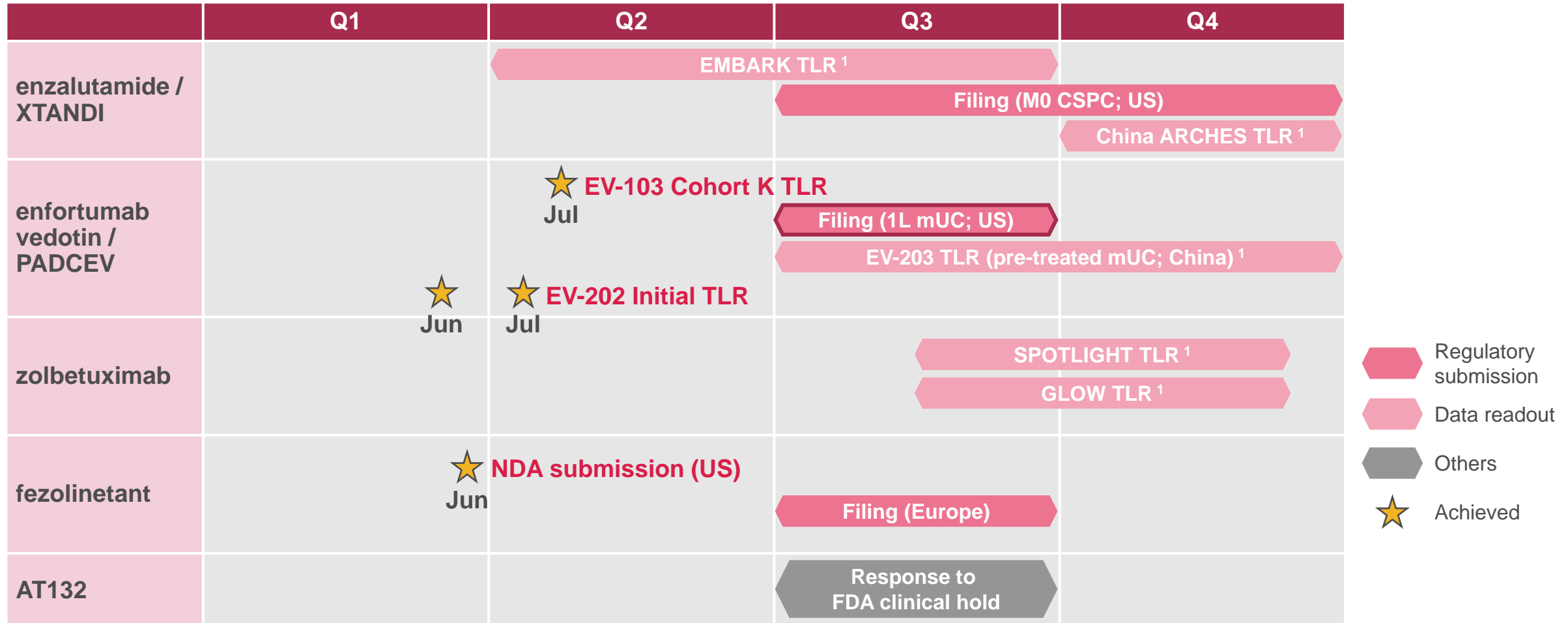
I

Q1/FY2022 Consolidated Financial Results

II

Initiatives for Sustainable Growth

XTANDI & STRATEGIC PRODUCTS: KEY EVENTS EXPECTED IN FY2022



As of Jul 2022



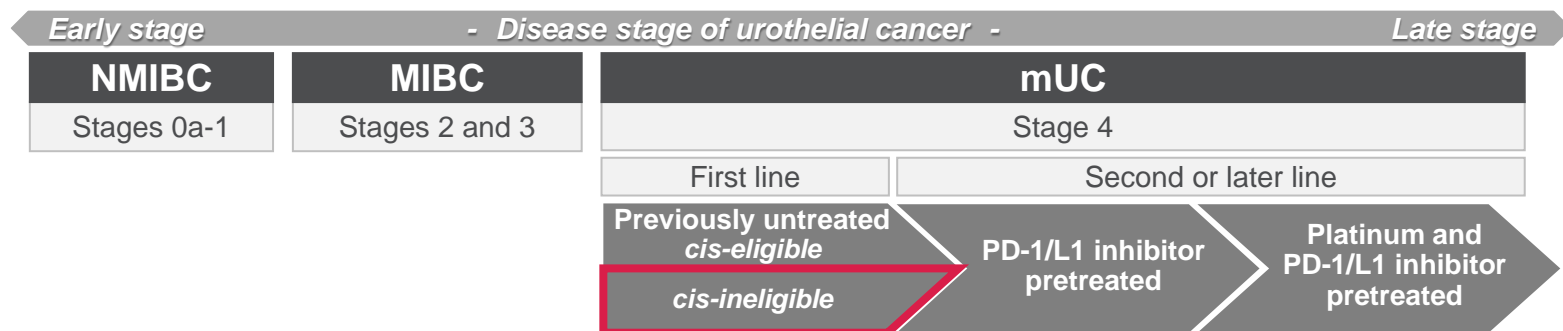
1. The timeline of TLR is subject to shift due to its event-driven nature.

TLR: Topline results, M0 CSPC: Non-metastatic castration-sensitive prostate cancer, 1L: First line, mUC: Metastatic urothelial cancer, NDA: New Drug Application, FDA: Food and Drug Administration

ENFORTUMAB VEDOTIN (EV) (1/2): TOPLINE RESULTS FOR EV-103 STUDY COHORT K

Positive topline results obtained, showing consistent efficacy and safety with previous data ¹

- First-line treatment for advanced urothelial cancer (cis-ineligible, combination with pembrolizumab)
- Plan to discuss results with FDA aiming sBLA submission in 2022 under Accelerated Approval



<Cohort K in EV-103 study>

Patient segment	Patients with unresectable la/mUC who are unable to receive cisplatin-based chemotherapy in the first-line setting
Study arm	<ul style="list-style-type: none"> • EV + pembrolizumab combo (n=76) • EV monotherapy (n=73)
Primary endpoint	ORR (per BICR)
Secondary endpoint	DoR, PFS, OS, safety, etc.

<Topline results (Combo arm)>

ORR [95% CI]	64.5% [52.7 to 75.1]
DoR	Not reached (median cannot be calculated due to continued response in many subjects)
Safety	Tolerable and manageable, and no new safety concerns emerged

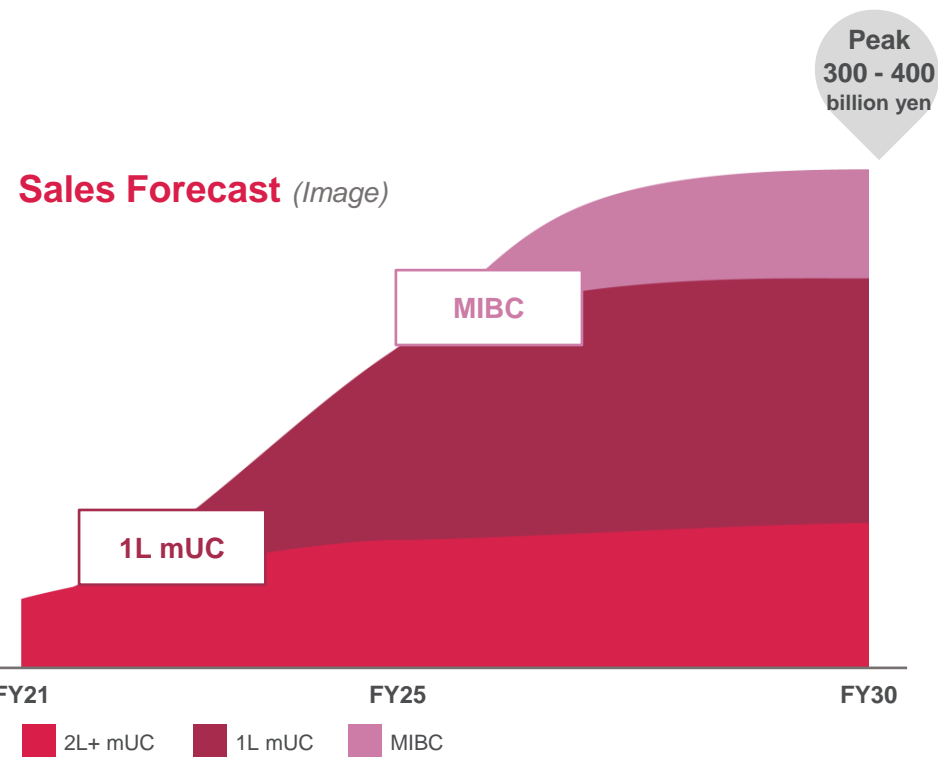
[Ref] Previously reported ORR data for gemcitabine + carboplatin treatment in first-line setting ²: 42-46%



1. EV-103 dose-escalation cohort and expansion Cohort A. 2. IMvigor130: Galsky et al., AACR 2021 Abstract CT042; KEYNOTE-361: Powles et al., ASCO GU 2021 Abstract 450; DANUBE: Powles et al., EAU 2021
 FDA: Food and Drug Administration, sBLA: Supplemental Biologics License Application, NMIBC: Non-muscle-invasive bladder cancer, MIBC: Muscle-invasive bladder cancer, cis: Cisplatin, la/mUC: Locally advanced or metastatic urothelial cancer, ORR: Objective response rate, BICR: Blinded independent central review, DoR: Duration of response, PFS: Progression-free survival, OS: Overall survival, CI: Confidence interval

ENFORTUMAB VEDOTIN (2/2): OVERVIEW

The most significant growth driver is 1L mUC indication, which is expected to account for more than half of total sales in the future



Patient segment		Pivotal study	Mono/Combo ¹	OS	PFS	ORR	DoR	Target filing timing	Number of eligible patients ²
MIBC	cis-ineligible	EV-303	Combo	(Ongoing)				FY2025 or later	10,000
	cis-eligible	EV-304	Combo	(Ongoing)				FY2025 or later	37,000
mUC, previously untreated (1L)		EV-302	Combo	(Ongoing)				FY2024	76,000
		EV-103 Cohort K	Combo	(Ongoing)		64%	Not reached	2022³	8,000 (US, cis-ineligible)
		EV-103 dose escalation cohort & Cohort A	Combo	26.1 mos	12.3 mos	73%	25.6 mos		
2L+ mUC	PD-1/L1 inhibitor pretreated	EV-201 Cohort 2	Mono	14.7 mos	5.8 mos	52%	13.8 mos	Approved	1,600 (US, cis-ineligible)
	Platinum & PD-1/L1 inhibitor pretreated	EV-301	Mono	12.9 mos	5.6 mos	41%	7.4 mos	Approved	38,000
		EV-201 Cohort 1	Mono	12.4 mos	5.8 mos	44%	7.6 mos		

Clinical studies in other patient segments are also ongoing:

- Non-muscle-invasive bladder cancer (NMIBC): EV-104 (Phase 1)
- Other solid tumors⁴: EV-202 (Phase 2)



1. Combination with pembrolizumab. 2. Based on internal estimates. 3. US 4. Hormone receptor positive/HER2 negative breast cancer, triple-negative breast cancer, squamous non-small cell lung cancer (NSCLC), non-squamous NSCLC, head and neck cancer, gastric adenocarcinoma or esophageal adenocarcinoma or gastroesophageal junction adenocarcinoma, esophageal squamous cell carcinoma. mUC: Metastatic urothelial cancer, MIBC: Muscle-invasive bladder cancer, 1L: First line, 2L+: Second or later line, cis: Cisplatin, mono: Monotherapy, OS: Overall survival, PFS: Progression-free survival, ORR: Objective response rate, DoR: Duration of response

FEZOLINETANT: LATEST STATUS

<Regulatory submission> NDA submitted to US FDA on June 22

<Data presentation> Latest data presented at ACOG and ENDO

- SKYLIGHT 1 study 12-w data: Consistent results with those of SKYLIGHT 2 study
- SKYLIGHT 2 study 52-w data:
 - ✓ Maintained improvement in VMS frequency and severity throughout 52 weeks
 - ✓ Reduction in VMS frequency and severity after re-randomization from placebo to fezolinetant
 - ✓ Consistent safety profile with that of 12-week placebo-controlled period

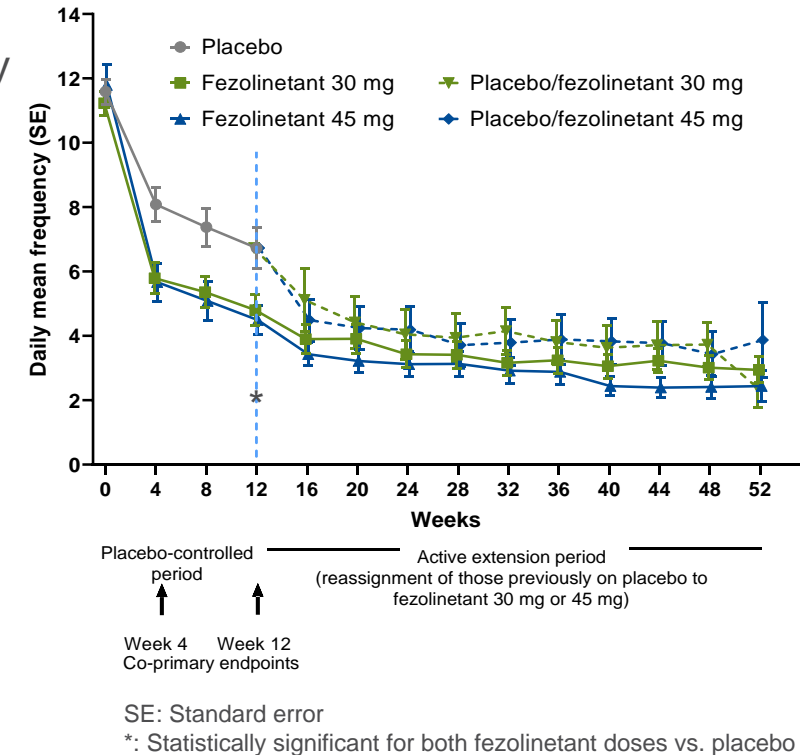
<VMS education and awareness activities (US)>

- HCP: Sequentially launched VMS educational/awareness website (KnowVMS.com) and omni-channel online and in-person approach
 - ✓ Reached 132k unique HCPs
- Consumer: Launching DSA (Disease State Awareness) campaign in August (TV from October)

<Upcoming events>

- SKYLIGHT 4 study 52-week data to be presented at NAMS in October
- Conference call after NAMS presentation will be held on October 17

SKYLIGHT 2 study 52-w data (VMS frequency)



PROGRESS IN FOCUS AREA APPROACH (1/4): CURRENT STATUS OF PROJECTS IN CLINICAL TRIAL

(Red: Updates since the last financial results announcement)

Primary Focus	Biology/Modality/Technology ¹	Project	Current status	No. of projects aiming PoC by end FY25 ²
Genetic Regulation	Gene replacement (AAV)	AT132	ASPIRO study put on clinical hold by FDA in Sep 2021	4
		AT845	FORTIS study put on clinical hold by FDA in Jun 2022	
	Gene regulation (AAV)			
Immuno-Oncology	Checkpoint	ASP1570	Phase 1 study ongoing	12
	Artificial adjuvant vector cell (aAVC)	ASP7517	Phase 2 study in R/R AML and MDS ongoing Phase 1 study in advanced solid tumors ongoing	
		ASP0739	Phase 1 study ongoing	
	Oncolytic virus (intratumoral)	ASP9801	Phase 1 study ongoing	
	Oncolytic virus (systemic)			
	Bispecific immune cell engager	ASP2138	FSFT in Phase 1 study in Jun 2022	
	Cancer cell therapy (UDC)			
Blindness & Regeneration	Cell replacement	ASP7317	Screening and enrollment in Phase 1b study anticipated to restart in Aug 2022	3
	Cell replacement (UDC)			
	Gene regulation (AAV)			
Mitochondria	Gene regulation & mitochondrial biogenesis	ASP0367	Phase 2/3 study in PMM ongoing Phase 1b study in DMD ongoing	4
	Mitochondrial stress	ASP8731	Phase 1 study ongoing	
	Mitochondrial transfer			
Primary Focus Candidates	Immune modulating/regulatory cells			1
	Tissue-specific immune regulation			
	Targeted protein degradation	ASP3082	FSFT in Phase 1 study in Jun 2022	
Total				24

Modality

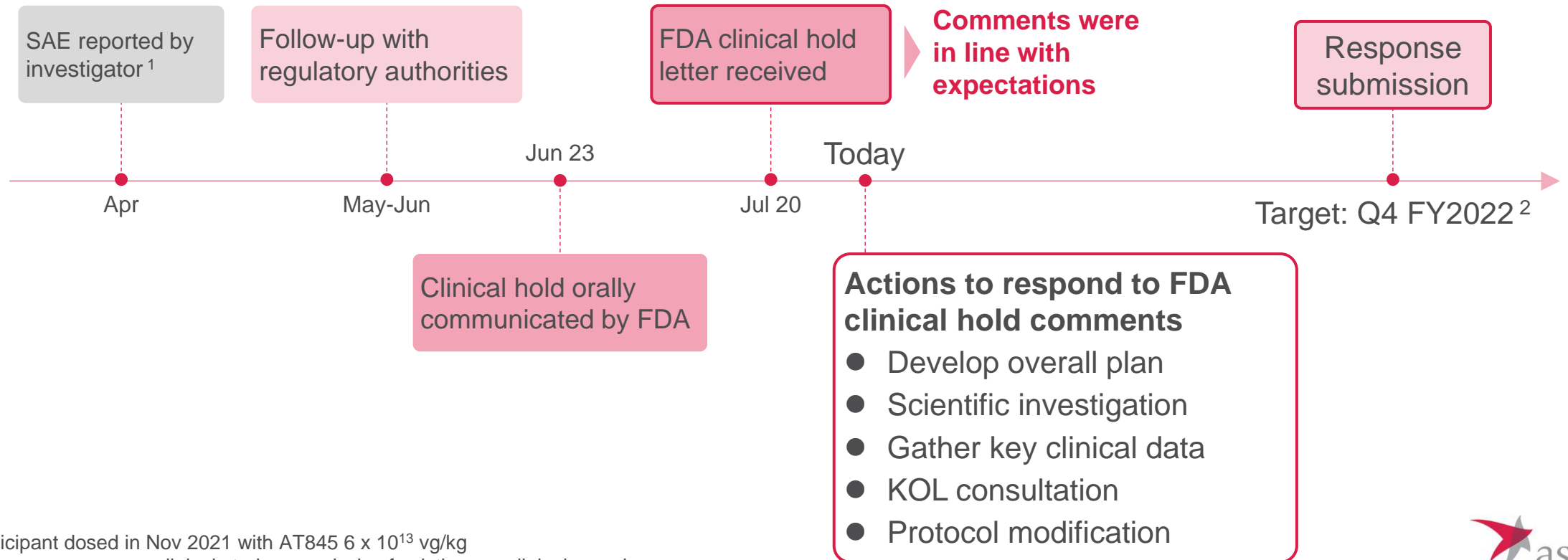
- Small molecule
- Antibody
- Gene
- Cell
- Other



1. Not exhaustively listed. 2. Estimated based on standard development timelines, assuming 100% probability of success (as of Jul 2022)
 AAV: Adeno-associated virus, UDC: Universal donor cell, FDA: Food and Drug Administration, R/R: Relapsed and refractory, AML: Acute myeloid leukemia, MDS: Myelodysplastic syndrome, FSFT: First subject first treatment, PMM: Primary mitochondrial myopathies, DMD: Duchenne muscular dystrophy

PROGRESS IN FOCUS AREA APPROACH (2/4): AT845

- FORTIS study placed on clinical hold by FDA, following the reporting of an SAE of peripheral sensory neuropathy
- Remain committed to the safe and effective development of AT845 for Pompe disease, and to gene therapy



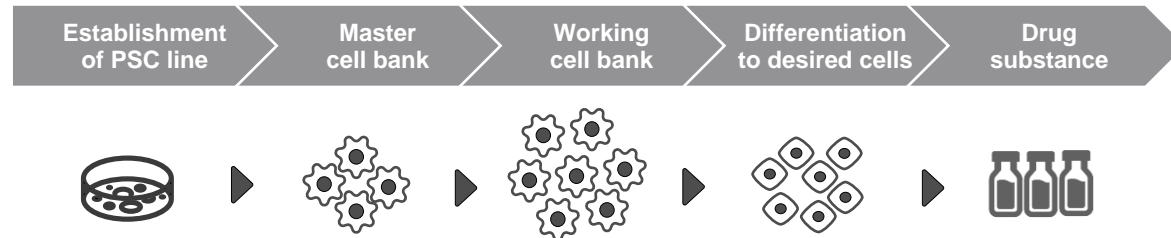
1. Participant dosed in Nov 2021 with AT845 6 x 10¹³ vg/kg
2. Assumes no new nonclinical study or analysis of existing nonclinical samples necessary



PROGRESS IN FOCUS AREA APPROACH (3/4): ASP7317

Clinical study of ASP7317, the lead program of cell therapy, anticipated to restart

- ASP7317
 - ✓ Human embryonic stem cell-derived retinal pigment epithelial cells
 - ✓ Target disease: Geographic atrophy secondary to age-related macular degeneration, Stargardt disease
- The clinical study was voluntarily put on hold due to the manufacturing process changes and the introduction of new cutting-edge analytical methods for product release in accordance with technology advancements in a cell-therapy field
- Established capabilities enabling supply of cells that meet the high quality standard through activities for resumption



- ✓ **Manufacturing:** Improving ratio of cells with desired characteristics
- ✓ **Analysis:** Quality testing with high sensitivity and reproducibility
- ✓ **Specification setting:** Building rationale based on multiple preclinical data

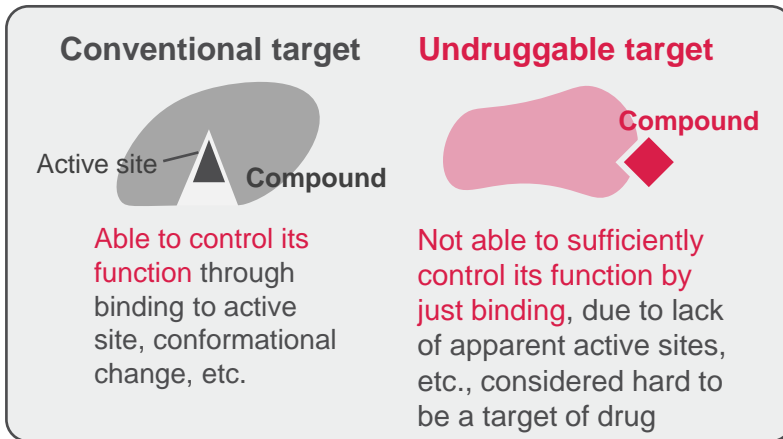
- Screening and enrollment anticipated to restart in Aug 2022
- Acceleration of research and development for subsequent cell therapy programs
 - ✓ Expected to be able to provide cells with higher quality for clinical studies without delay, by leveraging established capabilities



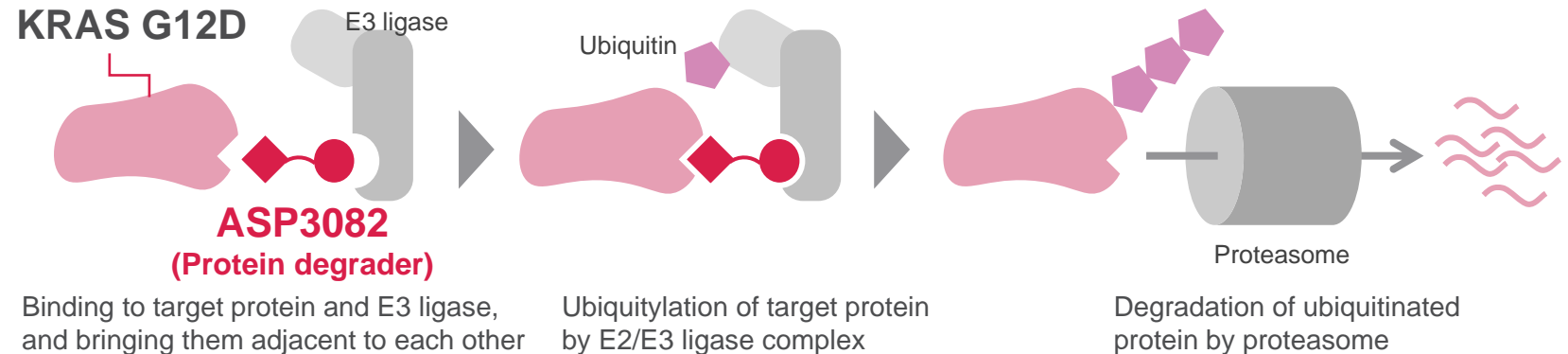
PROGRESS IN FOCUS AREA APPROACH (4/4): ASP3082

Potential first-in-class program from Focus Area approach entered clinical phase

Degradation of target protein with technology enabling access to “Undruggable target”



Protein degrader: degrades target protein through intrinsic mechanism



ASP3082 (Protein degrader)

- Target protein: KRAS G12D mutant
 - ✓ One of the most frequently mutated oncogenes in cancer, involved in cancer cell growth signaling
 - ✓ Have been considered an “Undruggable target” for which inhibitors are difficult to develop
- Target disease: Cancers harboring KRAS G12D mutation
- Primary Focus Candidate: Targeted Protein Degradation

Percentage with KRAS G12D mutation (%) ¹	
Pancreatic ductal adenocarcinoma	33.8
Rectum adenocarcinoma	12.0
Bile duct carcinoma	10.9
Colon adenocarcinoma	10.3
Endometrium carcinoma	5.3
Lung adenocarcinoma	3.6
Ovarian carcinoma	3.5



1. Nat Rev Cancer 18:767 (2018)
KRAS: Kirsten rat sarcoma viral oncogene homologue

PROGRESS IN Rx+ PROGRAM



Key events expected in FY2022 (announced in Apr 2022)

Category	Program	Event	Result
Digital health Other services	EG Holter/AI Software	Initiation of sales pilot	Achieved (Jun 2022)
Digital therapeutics	BlueStar	Initiation of clinical study (Japan)	
Drug-device combination	pudexacianinium chloride (ASP5354)	FSFT in Phase 3 study	

- Implantable medical devices (iota):
Prepare for IDE submission in FY2022, toward initiation of clinical study in FY2023



PROGRESS TOWARD ACHIEVING CSP2021

Revenue, Pipeline Value

- 1** XTANDI and Strategic products: \geq ¥1.2T in FY2025
 - ✓ Sales growth on track
 - ✓ PADCEV: Obtained TLR from EV-103 Cohort K and EV-202
 - ✓ fezolinetant: NDA submission in US, VMS education/awareness activities for HCP rolled out

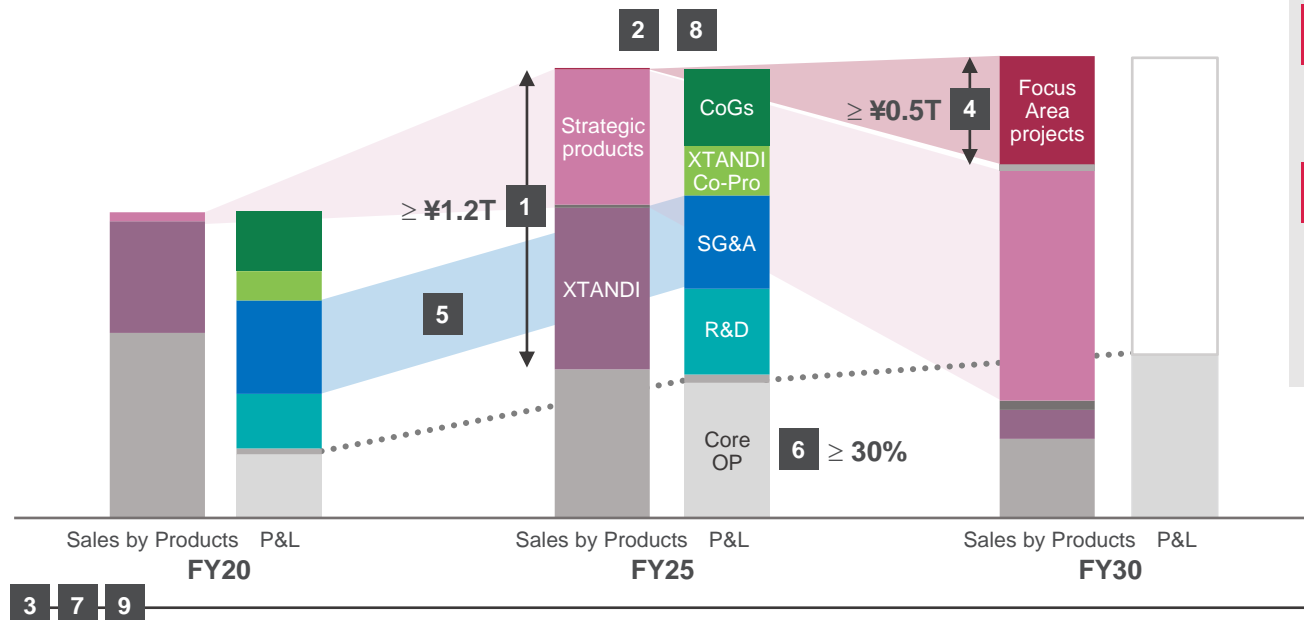
Core OP

- 5** Flat SG&A in absolute terms
 - ✓ SG&A expenses decreased YoY when excluding FX impact
- 6** Sufficient R&D investments
Core OP margin of \geq 30% in FY2025
- 7** Steady increase in dividends

- 2** Post-PoC projects from Primary Focuses
- 3** Multiple technology platforms
- 4** Focus Area projects: \geq ¥0.5T in FY2030
 - ✓ ASP7317: Phase 1b study anticipated to restart
 - ✓ ASP2138, ASP3082: FSFT in Phase 1 study
 - ✓ Gene therapy: Opening of new manufacturing facility in Sanford
 - ✓ AT845: Clinical hold

Future growth

- 8** Rx+: Breakeven by FY2025
 - ✓ EG Holter: Initiation of sales pilot
- 9** Sustainability
 - ✓ Selected for the FTSE4Good Index Series for 11 consecutive years



UPCOMING IR EVENT
(SECURITIES ANALYSTS AND INSTITUTIONAL INVESTORS)

21

fezolinetant meeting

- Oct 17th 2022, 9:30-10:45 (JST)

Enfortumab Vedotin meeting (EV-103 Cohort K)

- To be announced

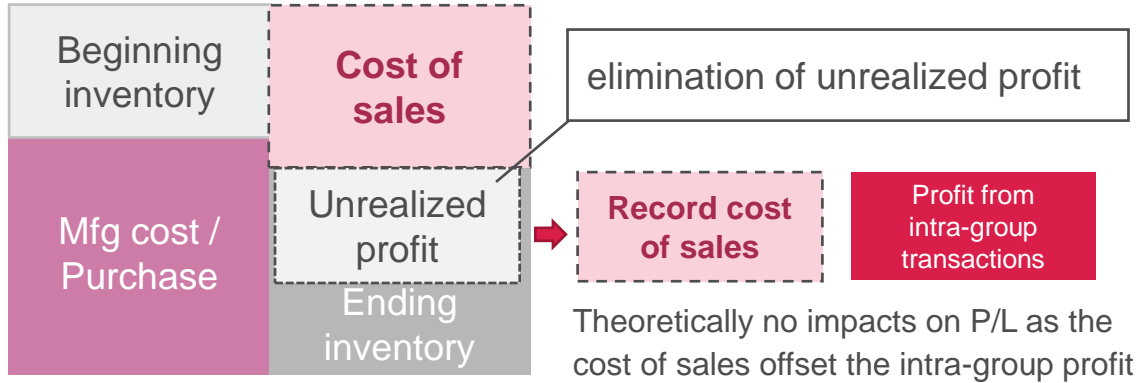
APPENDIX



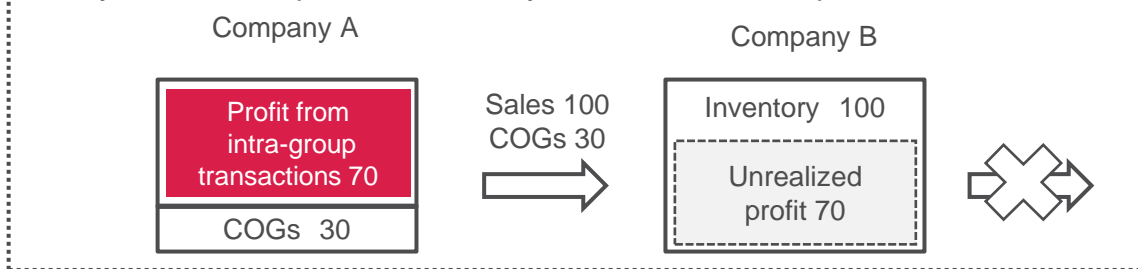
FX IMPACTS ON ELIMINATION OF UNREALIZED PROFIT

- In elimination of unrealized intercompany profit included in inventories as a part of the consolidation accounting process, FX fluctuation could cause impacts on cost of sales

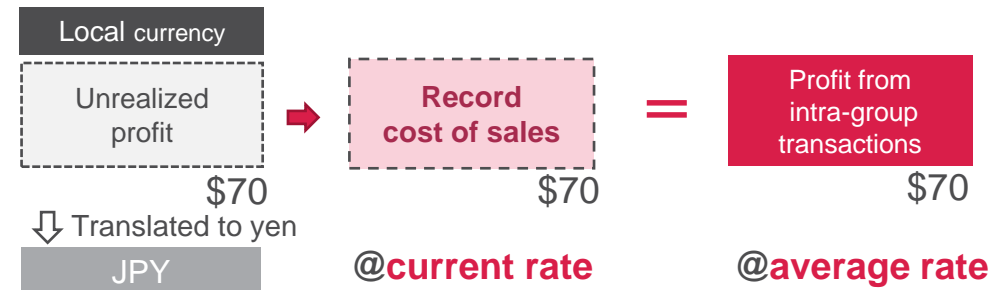
Overview of cost of sales



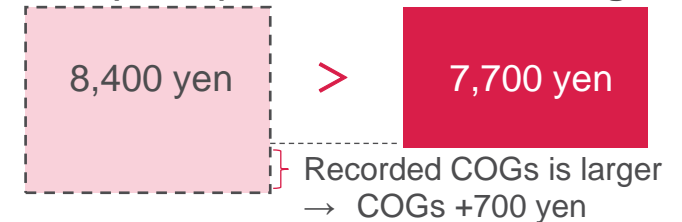
(example of unrealized intercompany profit) Co. A sold product to Co. B. At the year-end, the product had not yet been sold to 3rd parties.



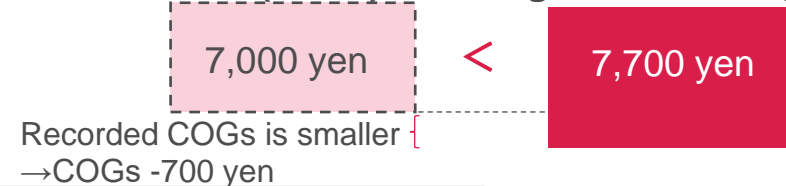
FX impacts related to inventories held by foreign affiliates



(1) In case current rate (@120) is weaker than average rate (@110)



(2) In case current rate (@100) is stronger than average rate (@110)



Impacts on FY22Q1	Group consolidation (JPY)	:cost of sales +9.1 billion yen
	Sub-consolidation at ABV (euro)	:cost of sales +4.2 billion yen (mainly due to stronger RUB)



Q1/FY2022: REVENUE BY REGION

(billion yen)	Q1/FY21	Q1/FY22	Change (%)
Japan	67.5	66.8	-1.0%
United States	133.6	160.9	+20.4%
Established Markets	78.0	88.7	+13.7%
Greater China	16.4	23.2	+41.0%
International Markets	27.8	31.8	+14.5%

Established Markets: Europe, Canada, Australia

Greater China: China, Hong Kong, Taiwan

International Markets: Russia, Latin America, Middle East, Africa, South East Asia, South Asia, Korea, Export sales, etc.

Q1/FY2022: SALES OF MAIN PRODUCTS

(billion yen)	Q1/FY21	Q1/FY22	Change	CER growth	FY22 Initial FCST
XTANDI	132.9	162.4	+22.2%	+9.3%	642.5
PADCEV	4.2	10.6	+151.6%	+122.9%	36.5
XOSPATA	8.3	10.5	+26.3%	+12.1%	46.2
EVRENZO	0.6	0.7	+19.3%	+18.8%	9.9
mirabegron	44.0	47.9	+9.0%	-2.2%	178.7
Prograf	45.2	51.8	+14.6%	+5.8%	190.7



PADCEV (US): Co-promotion revenue from Seagen
 mirabegron (Product name: Betanis/Myrbetriq/BETMIGA)
 Prograf: Incl. Advagraf/Graceptor/ASTAGRAF XL

Q1/FY2022 ACTUAL: FX RATE

Average rate for the period

Currency	Q1/FY21	Q1/FY22	Change
USD	109 yen	130 yen	-20 yen
EUR	132 yen	138 yen	-6 yen

Change in closing rate from previous fiscal year end

Currency	Q1/FY21	Q1/FY22
USD	+0 yen	-14 yen
EUR	-2 yen	-8 yen

<Impact of exchange rate on financial results>

- 35.5 billion yen increase in revenue, 7.4 billion yen decrease in core OP
- FX impact on elimination of unrealized profit: COGs ratio +3.2 ppt

FY2022 FCST: FX RATE & FX SENSITIVITY

Average rate for the period

Currency	FY2021	FY2022 FCST	change
USD	112 yen	120 yen	+8 yen
EUR	131 yen	135 yen	+4 yen

Change in closing rate from the previous FY end

Currency	FY2021	FY2022 FCST
USD	+11 yen	-2 yen
EUR	+5 yen	+0 yen

Estimated FX sensitivity of FY2022 forecast by 1 yen depreciation

Currency	Average rate 1 yen lower than assumption		Year-end rate 1 yen lower than assumption
	Revenue	Core OP	Core OP
USD	Approx. +6.6 bil. yen	Approx. +1.1 bil. yen	Approx. -0.6 bil. yen
EUR	Approx. +2.8 bil. yen	Approx. +1.2 bil. yen	Approx. -0.2 bil. yen

BALANCE SHEET & CASH FLOW HIGHLIGHTS

28

(billion yen)	FY21 end	Jun 30, 2022
Total assets	2,332.4	2,481.8
Cash and cash equivalents	316.0	313.0
Total equity attributable to owners of the parent	1,460.3	1,539.1
Equity ratio (%)	62.6%	62.0%

(billion yen)	Q1/FY21	Q1/FY22	FY21
Cash flows from operating activities	40.1	48.8	257.4
Cash flows from investing activities	-21.1	-19.1	-62.4
Free cash flows	19.0	29.7	195.0
Cash flows from financing activities	-44.7	-46.6	-216.3
Bonds and short-term borrowings	-	+15.0	-30.0
Acquisition of treasury shares	-0.7	-10.6	-50.7
Dividends paid	-38.9	-45.7	-85.2



Balance of bonds and borrowings: 155.0 billion yen
(Increased by 15.0 billion yen from FY2021 end)

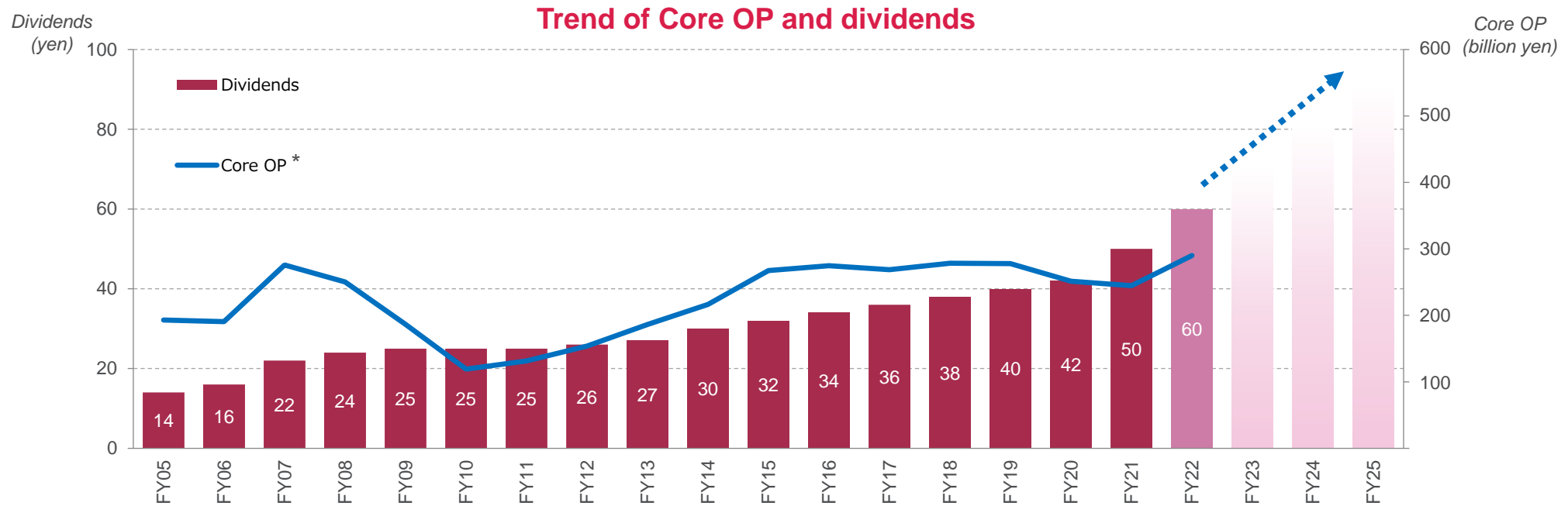
CAPITAL ALLOCATION

1 Top priority is investment for business growth

2 Raise dividend level aligned with profit / cashflow plan and actual performance throughout CSP2021 period

3 Flexibly execute share buyback by excess cash

Aiming for higher level of dividends increase during CSP2021 aligned with the robust profit growth forecast



For illustrative purposes only



* Prior to FY2012, operating profit is in accordance with J-GAAP
CSP: Corporate Strategic Plan

ROBUST PIPELINE OF ASTELLAS

Phase 1

enfortumab vedotin (NMIBC)
gilteritinib (Newly diagnosed AML, HIC-ineligible)
ASP9801
ASP7517 (Solid tumors)
ASP0739
ASP7317
bocidelpar/ASP0367 (Duchenne muscular dystrophy)
AT845
ASP0598
ASP1570
ASP2138
ASP8731
ASP3082
ASP8062

Phase 2

enfortumab vedotin (Other solid tumors)
zolbetuximab (Pancreatic adenocarcinoma)
roxadustat (Chemotherapy-induced anemia)
fezolinetant (VMS associated with menopause: Japan)
resamirigene bilparvovec /AT132 (XLMTM)
ASP7517 (AML and MDS)
bocidelpar/ASP0367 (Primary mitochondrial myopathies)
FX-322 (Sensorineural hearing loss)
isavuconazole (Pediatric use: US)

Phase 3

enzalutamide (M0 CSPC, M1 CSPC: China)
enfortumab vedotin (mUC previously untreated, MIBC)
gilteritinib (Earlier-stage AML, pediatric use)
zolbetuximab (Gastric and GEJ adenocarcinoma)
fezolinetant (VMS associated with menopause: Europe, China)
peficitinib (Rheumatoid arthritis: China)
mirabegron (Pediatric use: Europe)

Submitted

fezolinetant (VMS associated with menopause: US)

- XTANDI and Strategic products
(PADCEV, XOSPATA, zolbetuximab, EVRENZO, fezolinetant, AT132)
- Projects with Focus Area approach
- Others

Please refer to R&D pipeline list for details including target disease.



NMIBC: Non-muscle-invasive bladder cancer, AML: Acute myeloid leukemia, HIC: High-intensity chemotherapy, XLMTM: X-linked myotubular myopathy, MDS: Myelodysplastic syndrome, M0: Non-metastatic, M1: Metastatic, CSPC: Castration-sensitive prostate cancer, mUC: Metastatic urothelial cancer, MIBC: Muscle-invasive bladder cancer, GEJ: Gastroesophageal junction, VMS: Vasomotor symptoms

PROGRESS IN OVERALL PIPELINE

Phase 1 Entry to Approval since the Last Financial Results Announcement



fezolinetant

Vasomotor symptoms associated with menopause:
US

Discontinuation

ASP8062: Opioid use disorder (Phase 2)

Note: Phase 1 entry is defined as confirmation of IND open.
Phase transition is defined by approval of company decision body for entering to next clinical phase.
Filing is defined as submission of application to health authorities.
Discontinuation is defined by the decision of company decision body.



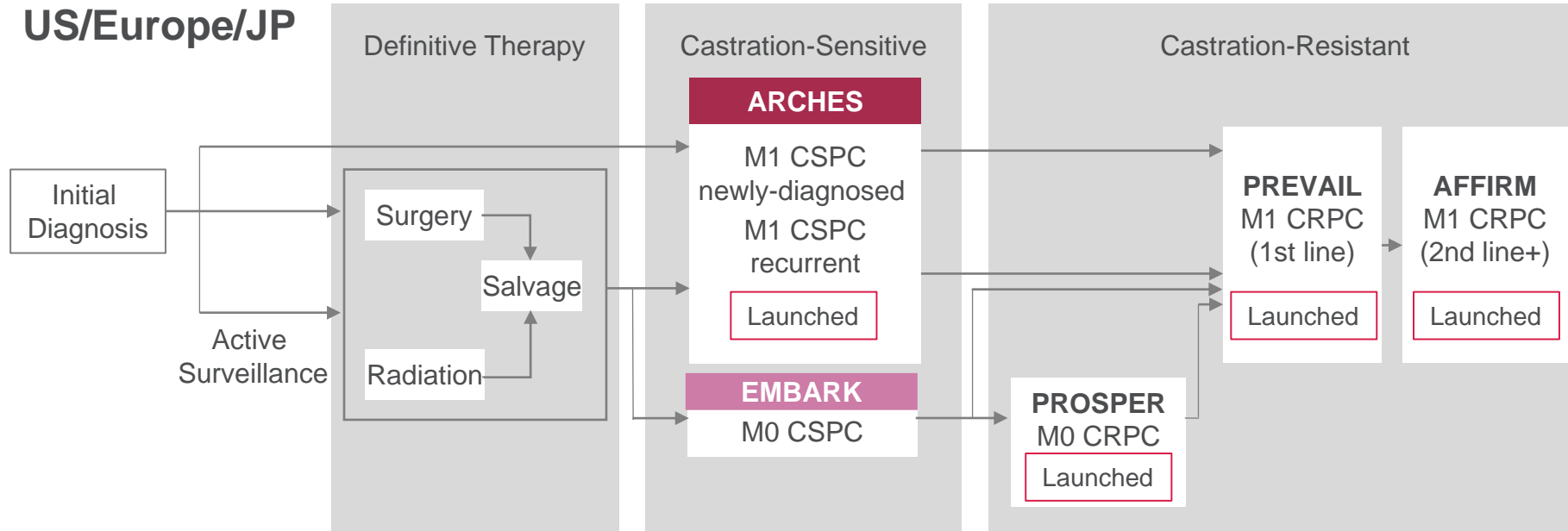
XTANDI & STRATEGIC PRODUCTS: STATUS UPDATE

(Red: Updates since the last financial results announcement)

Project / Product	Indication	Current status
enzalutamide / XTANDI	M1 CSPC	<ul style="list-style-type: none"> US: Filed label update to include the OS data in Dec 2021 EU: CHMP positive opinion received for label update to include the OS data in Mar 2022 China: Phase 3 study ongoing (enrollment completed)
	M0 CSPC	<ul style="list-style-type: none"> Phase 3 study ongoing (enrollment completed)
enfortumab vedotin / PADCEV	Metastatic urothelial cancer	<ul style="list-style-type: none"> Previously untreated (first line): Phase 3 study ongoing. Obtained topline results from Cohort K in EV-103 study in Jul 2022 China: Phase 2 bridging study ongoing (enrollment completed)
	Muscle-invasive bladder cancer	<ul style="list-style-type: none"> Phase 3 studies ongoing
	Non-muscle-invasive bladder cancer	<ul style="list-style-type: none"> Phase 1 study ongoing
	Other solid tumors	<ul style="list-style-type: none"> Phase 2 study ongoing. Obtained initial topline results in Jun 2022
gilteritinib / XOSPATA	Relapsed and refractory AML	<ul style="list-style-type: none"> China: Phase 3 study stopped due to efficacy
	AML, post-HSCT maintenance	<ul style="list-style-type: none"> Phase 3 study ongoing (enrollment completed)
	AML, newly diagnosed (HIC-eligible)	<ul style="list-style-type: none"> Phase 3 study ongoing
	AML, newly diagnosed (HIC-ineligible)	<ul style="list-style-type: none"> Phase 1 study under preparation to start in Q4 FY2022
	AML, post-chemotherapy	<ul style="list-style-type: none"> Obtained topline results from Phase 2 GOSSAMER study
zolbetuximab	Gastric & GEJ adenocarcinoma	<ul style="list-style-type: none"> Phase 3 studies ongoing (enrollment completed)
	Pancreatic adenocarcinoma	<ul style="list-style-type: none"> Phase 2 study ongoing
roxadustat / EVRENZO	Chemotherapy-induced anemia	<ul style="list-style-type: none"> Obtained topline results from Phase 2 study
fezolinetant	VMS associated with menopause	<ul style="list-style-type: none"> US & EU: NDA submitted in US in Jun 2022. Phase 3b DAYLIGHT study ongoing. 12w data from Phase 3 SKYLIGHT 1 study presented at ACOG in May 2022. 52w data from Phase 3 SKYLIGHT 2 study presented at ENDO in Jun 2022. 52w data from Phase 3 SKYLIGHT 4 study to be presented at NAMS in Oct 2022 Asia: LSLV in Phase 3 MOONLIGHT 1 study in Apr 2022. LSLV in Phase 3 MOONLIGHT 3 study in Jun 2022 Japan: Phase 2b STARLIGHT study ongoing
AT132 (resamirigene bilparvovec)	X-linked myotubular myopathy	<ul style="list-style-type: none"> ASPIRO study put on clinical hold by FDA due to a serious adverse event



ENZALUTAMIDE (1/2): ANDROGEN RECEPTOR INHIBITOR



P3: ARCHES	M1 CSPC	Combo with ADT, vs. placebo	n=1,150	Approved in US in Dec 2019, in JP in May 2020, and in Europe in Apr 2021 Filed label update to include the OS data in US and Europe in Dec 2021. CHMP positive opinion received in Mar 2022
P3: EMBARK	M0 CSPC	Combo with ADT, vs. placebo	n=1,068	Enrollment completed



China

- **M1 CSPC:** Enrollment completed in Phase 3 China-ARCHES study



ENZALUTAMIDE (2/2): PHASE 3 STUDY DATA BY DISEASE STAGE

Continued potential in earlier lines with consistent survival benefit and longer duration of treatment

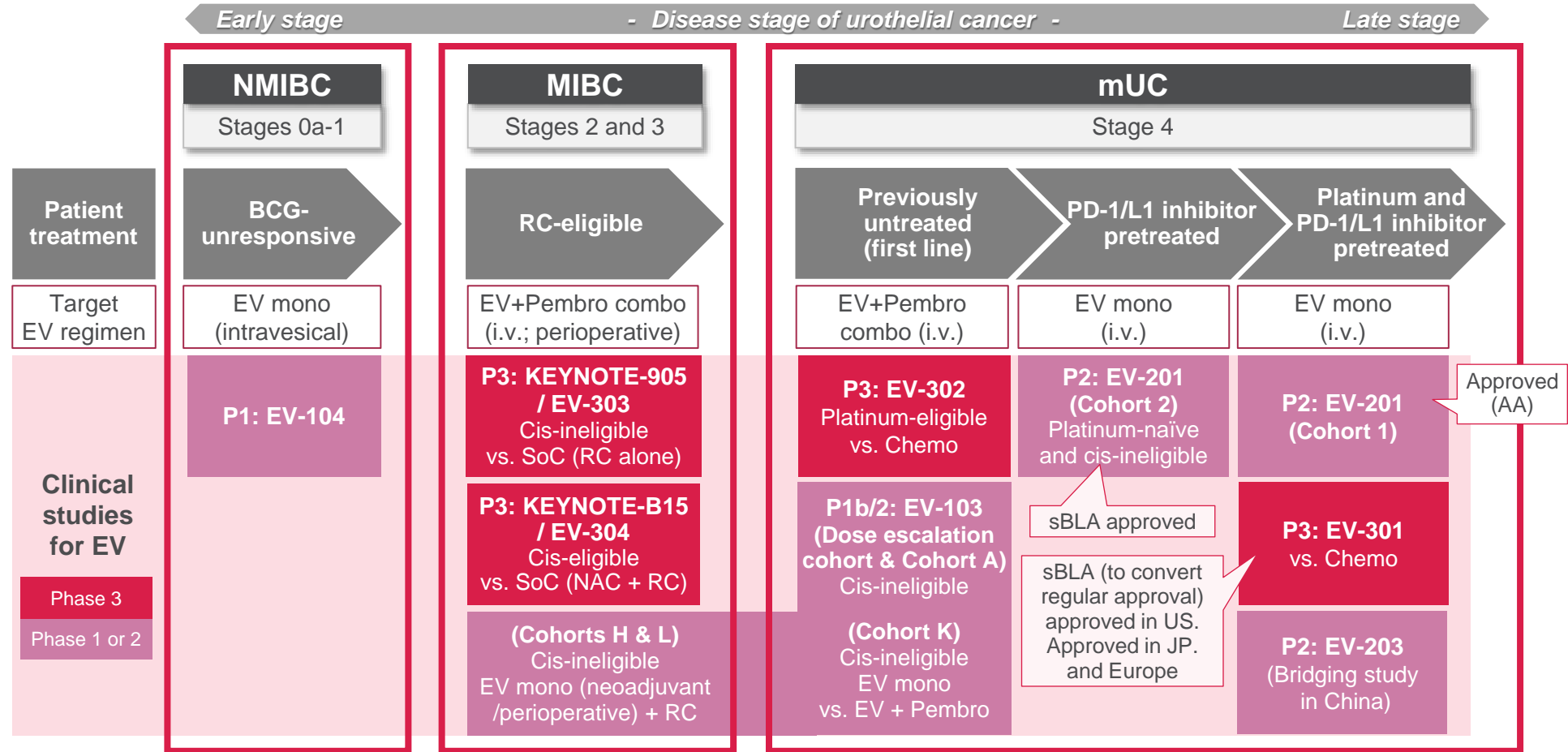
Disease stage	Early stage			Late stage		
	Castration-sensitive (CSPC)			Castration-resistant (CRPC)		
	M0	M1		M0	M1 (pre-chemo)	M1 (post-chemo)
Phase 3 study	EMBARK	ARCHES	ENZAMET	PROSPER	PREVAIL	AFFIRM
Control	Placebo	Placebo	Conventional NSAA	Placebo	Placebo	Placebo
Primary endpoint	MFS (Ongoing)	✓ rPFS HR 0.39	✓ OS HR 0.67	✓ MFS HR 0.29	✓ rPFS HR 0.17 ✓ OS HR 0.71*	✓ OS HR 0.63
OS	(Ongoing)	✓ HR 0.66	✓ HR 0.67	✓ HR 0.73	✓ HR 0.77	✓ HR 0.63
DoT	(Ongoing)	✓ 40.2 months	✓ 29.5 months	✓ 33.9 months	✓ 17.5 months	✓ 8.3 months

✓: Data obtained, *: Prespecified interim analysis



M0: Non-metastatic, M1: Metastatic, CSPC: Castration-sensitive prostate cancer, CRPC: Castration-resistant prostate cancer, NSAA: Non-steroidal antiandrogen, HR: Hazard ratio, MFS: Metastasis-free survival, rPFS: Radiographic progression-free survival, OS: Overall survival, DoT: Duration of treatment

ENFORTUMAB VEDOTIN (EV) (1/3): NECTIN-4 TARGETED ADC OVERALL UC PROGRAM



ENFORTUMAB VEDOTIN (EV) (2/3): CLINICAL STUDIES

(Red: Updates since the last financial results announcement)

For urothelial cancer

P3: EV-301	mUC, Platinum and PD-1/L1 inhibitor pretreated; EV mono vs. Chemo	n=608	sBLA (to convert regular approval) approved in US in Jul 2021. Approved in JP in Sep 2021, in Europe in Apr 2022
P3: EV-302	mUC, Previously untreated, Platinum-eligible; EV + Pembro vs. Chemo	n=860	FSFT: Apr 2020
P3: EV-303 /KEYNOTE-905	MIBC, Cis-ineligible; Pembro +/- EV (perioperative) + RC vs. RC alone	n=836	FSFT in Pembro + EV arm: Dec 2020
P3: EV-304 /KEYNOTE-B15	MIBC, Cis-eligible; EV+Pembro (perioperative) + RC vs. Chemo (neoadjuvant) + RC	n=784	FSFT: May 2021
P2: EV-201	mUC, PD-1/L1 inhibitor pretreated; EV mono Cohort 1: Platinum pretreated Cohort 2: Platinum naïve and cis-ineligible	n=219	Cohort 1: Approved (under the Accelerated Approval program) Cohort 2: sBLA approved in US in Jul 2021
P1b/2: EV-103	Cohorts A - G and K (mUC): A-G: Combo with Pembro and other chemo K: EV mono vs. EV + Pembro Cohorts H, J and L (MIBC, Cis-ineligible, + RC): H: EV mono (neoadjuvant) J (optional): EV + Pembro (neoadjuvant) L: EV mono (perioperative)	n=457	Cohort K: Topline results obtained in Jul 2022 Cohort L: Enrollment ongoing Note) Data from Cohort K along with other cohorts evaluating EV + Pembro as first-line therapy for cis-ineligible patients could potentially support registration for Accelerated Approval in US
P2: EV-203	<Bridging study in China> mUC, Platinum and PD-1/L1 inhibitor pretreated; EV mono	n=40	Enrollment completed in Jan 2022
P1: EV-104	NMIBC, High-risk BCG-unresponsive; Intravesical EV mono	n=58	FSFT: Jan 2022

For other solid tumors

P2: EV-202	HR+/HER2- breast cancer, Triple-negative breast cancer, Squamous NSCLC, Non-squamous NSCLC, Head and neck cancer, Gastric adenocarcinoma or esophageal adenocarcinoma or GEJ adenocarcinoma, Esophageal squamous cell carcinoma; EV mono	n=280	FSFT: Mar 2020 Initial topline results obtained in Jun 2022
-------------------	--	-------	---



ENFORTUMAB VEDOTIN (EV) (3/3): STUDY DATA BY DISEASE STAGE OF UC

(Red: Updates since the last financial results announcement)

Disease stage	Early stage				Late stage			
	MIBC		mUC					
	Surgery eligible		Previously untreated (first line)			PD-1/L1 inhibitor pretreated		
	Cis-eligible	Cis-ineligible	Platinum eligible	Cis-ineligible		Platinum naïve & cis-ineligible	Platinum pretreated	
Study phase	Phase 3	Phase 3	Phase 3	Phase 1b/2	Phase 1b/2	Phase 2	Phase 2	Phase 3
Study No.	KN-B15 / EV-304	KN-905 / EV-303	EV-302	EV-103 Cohort K	EV-103 Cohort A & Others	EV-201 Cohort 2	EV-201 Cohort 1	EV-301
No. of subjects	784 (2 arms)	836 (3 arms)	860 (2 arms)	149 (2 arms)	45	89	125	608 (2 arms)
EV regimen	Combo w/ Pembro (perioperative)	Combo w/ Pembro (perioperative)	Combo w/ Pembro	Mono vs. Combo w/ Pembro	Combo w/ Pembro	Mono	Mono	Mono
Control	Chemo (neoadjuvant)	SoC	Chemo	n/a	n/a	n/a	n/a	Chemo
Primary endpoint	pCR & EFS	pCR & EFS	PFS & OS	✓ ORR 64%	✓ ORR 73% ** (CR 16% **)	✓ ORR 51% ** (CR 22% **)	✓ ORR 44% (CR 12%)	✓ OS HR 0.70 *
OS	(Ongoing)	(Ongoing)	(Ongoing)	(Ongoing)	✓ (26.1 mos **)	✓ (14.7 mos)	✓ (12.4 mos **)	✓ HR 0.70 * (12.9 mos vs.9.0 mos)
PFS	(Ongoing)	(Ongoing)	(Ongoing)	(Ongoing)	✓ (12.3 mos **)	✓ (5.8 mos)	✓ (5.8 mos)	✓ HR 0.62 * (5.6 mos vs.3.7 mos)
ORR	(Ongoing)	(Ongoing)	(Ongoing)	✓ 64%	✓ 73% ** (CR 16% **)	✓ 52% (CR 20%)	✓ 44% (CR 12%)	✓ 41% vs.18% * (CR 4.9% vs.2.7%)
DoR	(Ongoing)	(Ongoing)	(Ongoing)	Not reached	✓ 25.6 mos **	✓ 13.8 mos **	✓ 7.6 mos	✓ 7.4 mos vs. 8.1 mos *

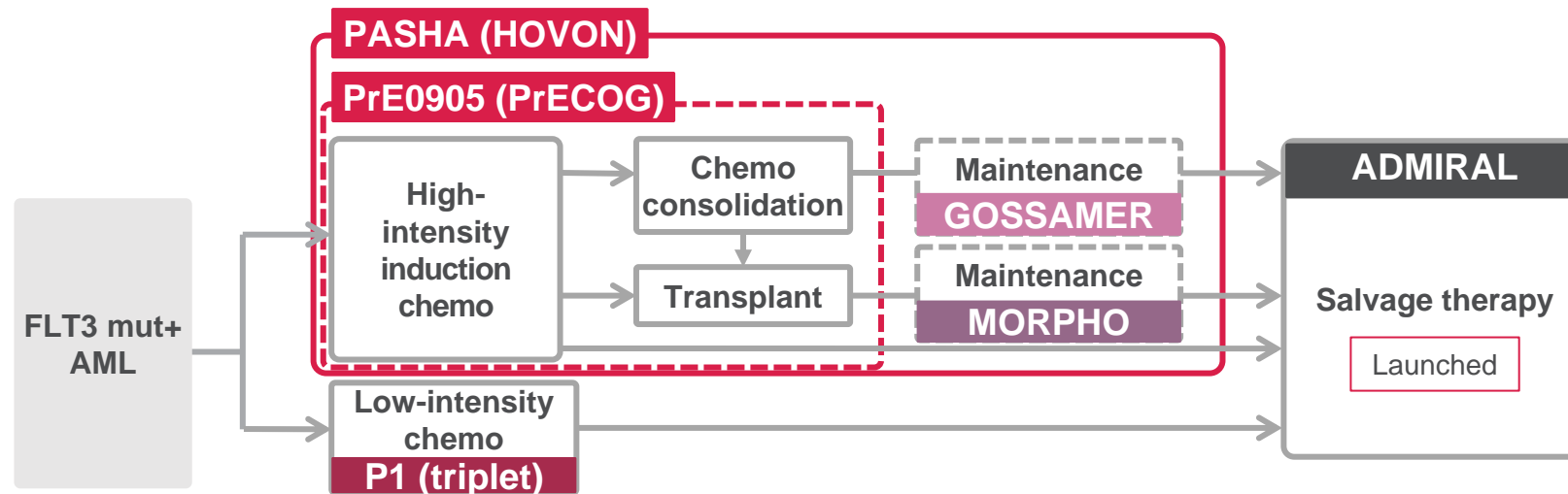
✓: Data obtained, *: Prespecified interim analysis, **: Updated data



(m)UC: (Metastatic) urothelial cancer, MIBC: Muscle-invasive bladder cancer, cis: Cisplatin, Pembro: Pembrolizumab, mono: Monotherapy, Chemo: Chemotherapy, pCR: Pathologic complete response, EFS: Event-free survival, ORR: Objective response rate, CR: Complete response, OS: Overall survival, HR: Hazard ratio, PFS: Progression-free survival, DoR: Duration of response

GILTERITINIB: FLT3 INHIBITOR

(Red: Updates since the last financial results announcement)



Relapsed or refractory	P3: ADMIRAL	Monotherapy vs. salvage chemo (2:1)	n=371	Launched in US, JP, and Europe
Newly diagnosed (HIC-eligible)	P3: PASHA (HOVON)	Combo with high intensity chemo gilteritinib vs. midostaurin (1:1)	n=768	FSFT: Dec 2019 (Sponsor: HOVON)
	P2: PrE0905 (PrECOG)		n=179	FSFT: Dec 2019 (Sponsor: PrECOG, LLC.)
Post-HSCT maintenance	P3: MORPHO	Monotherapy vs. placebo (1:1)	n=346	Enrollment completed Collaborating with BMT-CTN
Post-chemo maintenance	P2: GOSSAMER	Monotherapy vs. placebo (2:1)	n=98	Topline results obtained in Aug 2021
Newly diagnosed (HIC-ineligible)	P1	Combo with venetoclax and azacitidine	TBD	To start in Q4 FY2022

- China** • **R/R AML:** Conditional approval obtained in Jan 2021, based on ADMIRAL study data (full approval contingent on COMMODORE study data) and launched in Apr 2021. Phase 3 COMMODORE study (including China and other countries) stopped due to efficacy based on the planned interim analysis



ZOLBETUXIMAB: ANTI-CLAUDIN 18.2 MONOCLONAL ANTIBODY

Target: Claudin 18.2

- Claudin is a major structural component of tight junctions and seals intercellular space in epithelial sheets
- Broadly expressed in various cancer types
 - ✓ Prevalence of patients with high expression of Claudin 18.2 is substantial: 33% - 37%
 - ✓ ~60% of primary pancreatic adenocarcinomas; approx. 20% of these meet the eligibility criteria for the ongoing Phase 2 study

Gastric and (GEJ) adenocarcinoma

- Target patient population: HER2-, Claudin 18.2+ locally advanced and metastatic gastric and GEJ adenocarcinoma
- Metastatic gastric cancer is an area of significant unmet need, especially in advanced stages with ~4% five-year survival rate at Stage IV and limited treatment options have been limited

Gastric and GEJ adenocarcinoma	P3: SPOTLIGHT	First line, Combo with mFOLFOX6, DB, vs. placebo	n=550	Enrollment completed
	P3: GLOW	First line, Combo with CAPOX, DB, vs. placebo	n=500	Enrollment completed
	P2: ILUSTRO	Cohort 1: Third or later line, zolbetuximab monotherapy Cohort 2: First line, Combo with mFOLFOX6 Cohort 3: Third or later line, Combo with pembrolizumab Cohort 4: First line, Combo with mFOLFOX6 and nivolumab	n=116	FSFT: Sep 2018
Pancreatic adenocarcinoma	P2	First line, Combo with nab-paclitaxel and gemcitabine, open	n=369	FSFT: May 2019



FEZOLINETANT: NK3 RECEPTOR ANTAGONIST

(Red: Updates since the last financial results announcement)

VMS has a significant negative impact on QoL

- Physical symptoms include hot flashes and night sweats, which can impact sleep
- Physical symptoms may lead to emotional impact including embarrassment, irritability, anxiety, and sadness
- Symptoms have a negative impact on multiple aspects of everyday life ¹

Women's Health Initiative (WHI) Study ²

- Initial data analyses showed an association between chronic HRT use and increased risk of cardiovascular disease and breast cancer
- Since WHI's findings, use of HRT has dropped
- Although subsequent analysis of the WHI data have demonstrated that HRT is safe and effective when initiated in the appropriate patient in the appropriate manner (i.e. right time, formulation, dose and duration), prescriptions have not rebounded, leaving some women with minimal options to satisfactorily manage their VMS

US and EU

P3: SKYLIGHT 1	Moderate to severe VMS associated with menopause; The first 12 weeks: DB, 30 mg and 45 mg vs. placebo (1:1:1)	n=527	NDA submitted in US in Jun 2022
P3: SKYLIGHT 2	The last 40 weeks: Active extension treatment period, 30 mg or 45 mg	n=501	
P3: SKYLIGHT 4	VMS associated with menopause; 52 weeks: DB, 30 mg and 45 mg vs. placebo (1:1:1)	n=1,831	
P3b: DAYLIGHT	Moderate to severe VMS associated with menopause, unsuitable for HRT; 24 weeks, DB, 45 mg vs. placebo (1:1)	n=440	FSFT: Nov 2021

Asia (except for Japan)

P3: MOONLIGHT 1	Moderate to severe VMS associated with menopause; The first 12 weeks: DB, 30 mg vs. placebo (1:1) The last 12 weeks: Active extension treatment period, 30 mg	n=302	Primary endpoints not met (12w DB period topline results) LSLV: Apr 2022
P3: MOONLIGHT 3	VMS associated with menopause; open label, 30 mg for 52 weeks	n=150	LSLV: Jun 2022

Japan

P2b: STARLIGHT	Peri- and post-menopausal patients with mild to severe VMS; 12 weeks: DB, 2 doses vs. placebo (1:1:1)	n=135	FSFT: Nov 2021
-----------------------	--	-------	----------------



AT132 (RESAMIRIGENE BILPARVOVEC): rAAV8-Des-hMTM1

Characteristics of AT132

- Lead program in the gene therapy pipeline of Audentes Therapeutics, acquired by Astellas in Jan 2020
- Designed to deliver a functional copy of human MTM1 gene by AAV8 to transfect and express myotubularin in skeletal muscle cells
- Regulatory designations granted:
 - ✓ <US> RMAT, Rare Pediatric Disease, Fast Track, and Orphan Drug designations
 - ✓ <Europe> PRIME and Orphan Drug designations

X-linked myotubular myopathy (XLMTM)

- Rare neuromuscular disease with X-linked, loss of function mutations in MTM1 gene
 - ✓ Approximately 1 in 40,000 to 50,000 newborn males
 - ✓ Estimated 50% mortality by 18 months
 - ✓ Up to 24 hours of invasive mechanical ventilation, 60% of patients require tracheostomy
 - ✓ > 80% require gastrostomy tube placement
 - ✓ Motor milestones substantially delayed
 - ✓ No treatment available; supportive care only

**ASPIRO
(clinical study for registration
in XLMTM patients)**

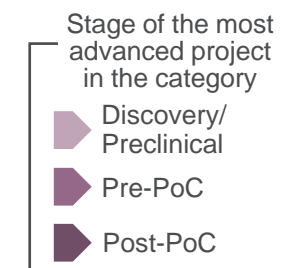

n=26

Study put on clinical hold by FDA due to a serious adverse event. Investigation on the event ongoing

FOCUS AREA APPROACH: CLINICAL PROOF AND EXPANSION OF KEY PLATFORMS

Expecting PoC judgement in 2 projects, Phase 1 entry in 5 projects (lead and follow-on projects)

Primary Focus	Biology/Modality/Technology ¹	Lead project	FY22	FY23	FY24-25	No. of projects aiming PoC by end FY25 ²
Genetic regulation	Gene replacement (AAV)	AT132				4
		AT845	> PoC			
	Gene regulation (AAV)					
Immuno-Oncology	Checkpoint	ASP1570	IND			12
	Artificial adjuvant vector cell (aAVC)	ASP7517	> PoC			
	Oncolytic virus (intratumoral)	ASP9801				
	Oncolytic virus (systemic)		> IND			
	Bispecific immune cell engager	ASP2138	IND			
	Cancer cell therapy (UDC)					
Blindness & Regeneration	Cell replacement	ASP7317				3
	Cell replacement (UDC)					
	Gene regulation (AAV)					
Mitochondria	Gene regulation & mitochondrial biogenesis	ASP0367				4
	Mitochondrial stress	ASP8731				
	Mitochondrial transfer					
Primary Focus Candidates	Immune modulating/regulatory cells					1
	Tissue-specific immune regulation					
	Targeted protein degradation	ASP3082	IND			
Total						24



POC PoC judgement
IND Phase 1 entry of lead project
IND Phase 1 entry of follow-on project

Note
 AT845: Updated timeline for PoC judgement is under discussion



1. Not exhaustively listed. 2. Estimated based on standard development timelines, assuming 100% probability of success (as of Jul 2022)
 PoC: Proof of concept (key clinical data supporting a decision to initiate late-stage development), AAV: Adeno-associated virus, UDC: Universal donor cell

ON THE FOREFRONT OF HEALTHCARE CHANGE

